



### District Report Card: 2017


<b>State:</b> Meghalaya	<b>District:</b> South West Khasi Hills
<b>Class:</b> 3	<b>Subject:</b> Language
<b>Schools:</b> 57	<b>Students:</b> 539


### Participation/Coverage


#### Students

<div>GENDER</div> <div></div>	Boys				Girls			
	Number		%		Number		%	
	268		49.72		271		50.28	

<div>AREA</div> <div></div>	Rural				Urban			
	Number		%		Number		%	
	532		98.70		7		1.30	

<div>CATEGORY</div> <div></div>	SC		ST		OBC		GEN	
	Number	%	Number	%	Number	%	Number	%
	0	0.00	535	99.26	4	0.74	0	0.00

<div>CWSN</div> <div></div>	LD	VI	HI	S&LD	ID	Oth
	0	1	1	1	0	6

<div>Management</div> <div></div>	Government			Government-aided		
	Number		%	Number		%
	87		16.14	452		83.86

### Average Performance of Students in Language (%)

Overall	Gender		Area		Management		Social Group			
	Male	Female	Rural	Urban	Govt.	Aided	SC	ST	OBC	GEN
65.50	63.38	67.60	65.65	54.29	70.27	64.59	0.00	65.62	50.00	0.00

### Performance on Learning Outcomes (LOs)

Learning Outcomes	Description	Average Performance(%)
L304	Reads small texts with comprehension i.e., identifies main ideas, details, sequence and draws conclusions	67.24
L312	Reads printed scripts on the classroom walls: poems, posters, charts etc.	62.04

Range of Performance of Students who Answered Correctly							
Below 30%		30% - 50%		50% - 75%		Above 75%	
Number	%	Number	%	Number	%	Number	%
55	10.20	103	19.11	164	30.43	217	40.26

### Lowest Performing Learning Outcomes (LOs)

1 - Reads printed scripts on the classroom walls: poems, posters, charts etc. (62.04)

2 - Reads small texts with comprehension i.e., identifies main ideas, details, sequence and draws conclusions (67.24)